


Introducing Neogen's:
**Soleris[®] Next Generation
Rapid Microbial Testing System**



Soleris Next Generation

We are proud to introduce you to the next generation of Soleris; our rapid, automated microbial testing platform for product safety and quality, offering fast and reliable detection of microorganisms.

Soleris NG brings together the best of both worlds, combining our existing Soleris and BioLumix® platforms to offer a more comprehensive range of testing applications across food, nutraceutical and cosmetic matrices.

With the best features, benefits and ease of use of our previous platforms, Soleris NG offers enhanced software capabilities that allow you to access a complete audit trail, export directly to LIMS, and generate automated certificates of analysis.

Why Choose Soleris?

Simple Protocol, Easy Workflow

Using optical technology that combines simple methodology and classic microbiology, Soleris NG can provide accurate, reproducible detection of a variety of microorganisms, via our ready-to-use media vials.

Reduced Testing Time:

Versus traditional methods, Soleris NG offers quicker time to results in as little as 14–18 hours. Earlier release can also extend shelf life and product value.

Improved Efficiency:

With earlier alerts of contamination, corrective actions can be implemented immediately reducing waste and increasing throughput.

Reduced Labour and Materials:

Our testing vials are supplied fully ready-to-use, simply inoculate the vial with your sample and place into the Soleris NG instrument for analysis.


Non-Destructive Test:

Following testing, your sample can then be used for further sample analysis and organism confirmation.

Soleris versus Traditional Methods

Soleris versus Traditional Methods			
Soleris tests	Traditional methods time to result	Soleris time to result	Soleris validations and approvals*
Yeast and Mould	3–5 days	48 hours	AOAC, NSF/ANSI 173
<i>Alicyclobacillus</i>	5 days	48 hours	ISO 16140 (IFU)
<i>Enterobacteriaceae</i>	24–72 hours	14–18 hours	AOAC, ISO 16140-2 (MicroVal), NSF/ANSI 173
Total Viable Count (TVC)	72 hours	22–24 hours	AOAC, NSF/ANSI 173
<i>E. coli</i>	18–24 hours	18–24 hours	AOAC
Coliforms	24 hours	18 hours	AOAC

*Please check with your Neogen representative for full information on validations.

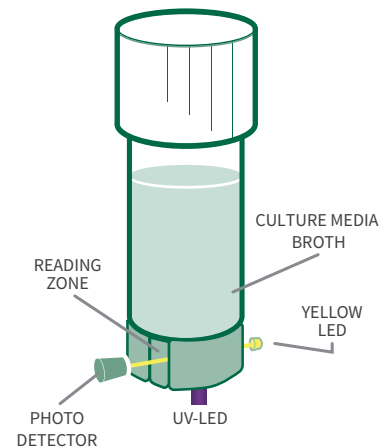


Soleris Technology

The heart of the Soleris system is its ready-to-use culture media vials. The unique vial technology measures microbial growth by monitoring pH changes and other biochemical reactions.

Here's how:

- Samples of up to 5 mL are added to the relevant vial, prefilled with microbial growth medium.
- Soleris monitors changes in the chemical characteristics of the medium, and reagents change colour as metabolic processes occur.
- Optical changes are monitored every six minutes in the vial's agar plug, which is separated from the sample to eliminate interference.
- Changes in colour and fluorescence, expressed as optical units, are sensed by the photo detector in the Soleris NG instrument and recorded by the software.
- The higher the number of organisms, the faster the detection time.



Testing Applications

Food and Nutraceutical Testing

The Soleris NG system has been developed to test product quality and safety in all areas of food production, including nutraceutical testing. Our extensive range of prepared media vials means Soleris is an ideal solution for many testing applications across different industries, from beverage and dairy, to dietary supplements.

Cosmetic Testing

Our range of adaptable media vials, coupled with our PET (Preservative Efficacy Testing) software function, means the Soleris NG system also offers rapid and reliable results for PET within the cosmetics industry. By utilising our Presence/Absence and semi-quantitative protocols, it can also be used for end product cosmetic testing.

Soleris Microbiological Assays

Available Soleris Assays:

- TVC
- Yeasts and Moulds
- Coliform
- *E. coli*
- Enterobacteriaceae
- Alicyclobacillus
- Gram Negative
- Lactic Acid
- *Staphylococcus*
- *Pseudomonas*
- Orange Serum Broth
- *Salmonella* spp.

The Soleris NG system can be used for a variety of testing applications including:

- Spoilage flora analysis
- Sterility testing
- Raw materials
- Finished products
- Shelf-life prediction
- Challenge testing
- Product development
- Membrane filtration
- Environmental monitoring
- PET



Validations and Certifications

The Soleris NG system has been rigorously tested and validated across its testing applications, gaining the following certifications:

AOAC and MicroVal Validation

Our Soleris vials have earned multiple AOAC validations and MicroVal certifications covering a variety of food matrices. This combination allows the Soleris system to provide proven testing solutions from raw materials to finished goods, and many steps in-between.

United States Pharmacopoeia (USP) Validation

Using USP methodology, the Soleris NG system is validated to test numerous sample types, including nutraceuticals, cosmetics, and cannabis products.

Soleris is backed by our unmatched technical support and our years of experience in microbiological diagnostics. For more information, contact us today.

[neogen.com](https://www.neogen.com)